

Idra

Bianco opaco
Matt white
Weiss matt
Blanc mat

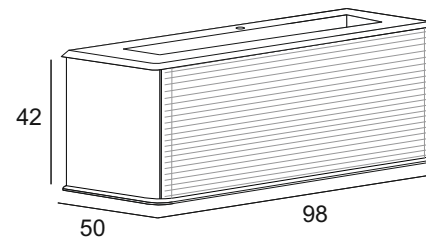
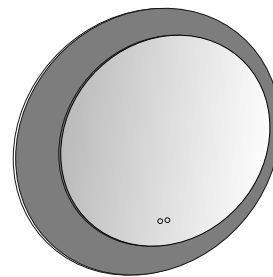
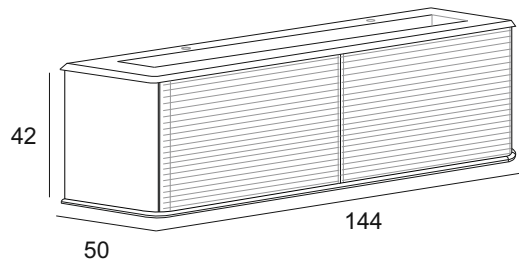
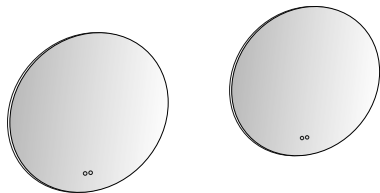
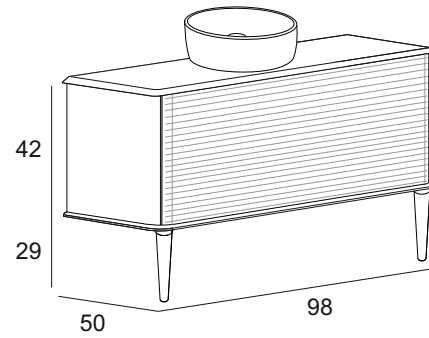

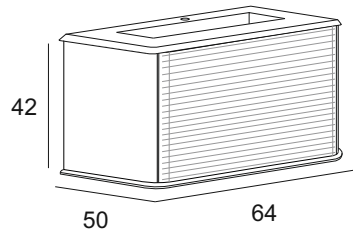
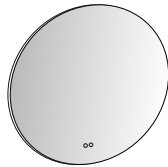
Cotone
Cotton
Baumwolle
Coton

Verde opaco
Matt green
Dunkelgrün matt
Vert mat

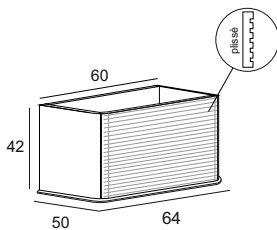
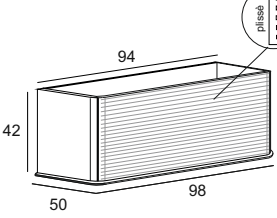
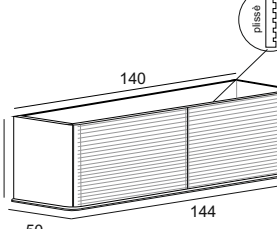
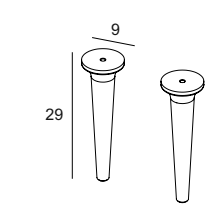
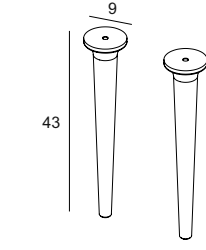
Nero opaco
Matt black
Schwarz matt
Noir mat

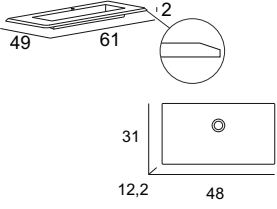
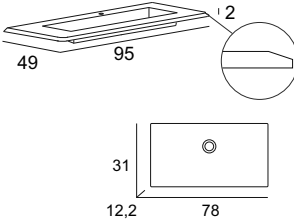
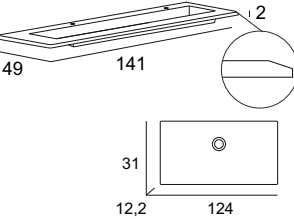
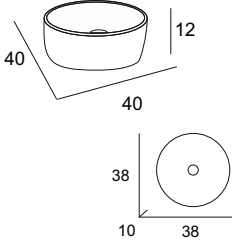
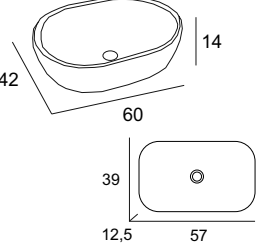
Rovere Tabacco
Tobacco Oak
Tabak Eiche
Chêne Tabac

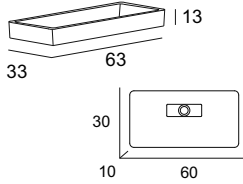

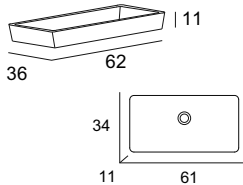
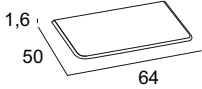

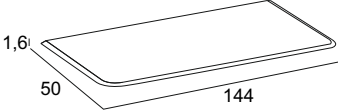
Noce
Walnut
Walnuss
Noyer

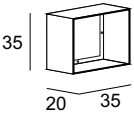
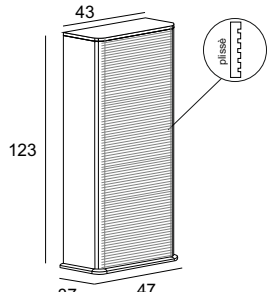
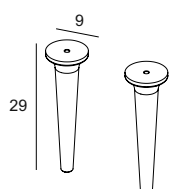
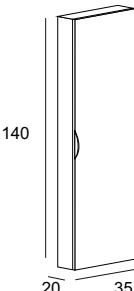


Materiale: MDF | Rivestimento: PVC
Material MDF | PVC coating
MDF Material | PVC-Beschichtung
Matériel MDF | Revêtement PVC

Idra	Bianco opaco Matt white Weiss matt Blanc mat	Cotone Cotton Baumwolle Coton	Verde opaco Matt green Dunkelgrün matt Vert mat	Nero opaco Matt black Schwarz matt Noir mat	Rovere Tabacco Tobacco Oak Tabak Eiche Chêne Tabac	Noce Walnut Walnuss Noyer	
	<p>Base lavabo con un cassetto chiusura ammortizzata e apertura push , guida in metallo , due divisori in vetro , finitura interna nero. Base unit with one drawer with soft-closing system and push opening, metal drawer slides, two glass dividers, black internal finish. Waschtischunterschrank mit einer Schublade, Drucköffnung und Soft Schliessung, Metallzargen, 2 Glasfächer schwarz satiniert. Sous-vasque avec un tiroir fermeture freinée et ouverture push, glissière en métal, deux séparateurs en verre, finition interne noire.</p>						
	55798	55799	55800	55801	55803	55802	
	<p>Base lavabo con un cassetto chiusura ammortizzata e apertura push , guida in metallo , tre divisori in vetro , finitura interna nero. Base unit with one drawer with soft-closing system and push opening, metal drawer slides, three glass dividers, black internal finish. Waschtischunterschrank mit einer Schublade, Drucköffnung und Soft Schliessung, Metallzargen, 3 Glasfächer schwarz satiniert. Sous-vasque avec un tiroir fermeture freinée et ouverture push, glissière en métal, trois séparateurs en verre, finition interne noire.</p>						
	55804	55805	55806	55807	55809	55808	
	<p>Base lavabo con due cassette chiusura ammortizzata e apertura push , guida in metallo , quattro divisori in vetro , finitura interna nero. Base unit with two drawers with soft-closing system and push opening, metal drawer slides, four glass dividers, black internal finish. Waschtischunterschrank mit 2 Schubladen, Drucköffnung und Soft Schliessung, Metallzargen, 4 Glasfächer schwarz satiniert, Innenverarbeitung schwarz. Sous-vasque avec deux tiroirs fermeture freinée et ouverture push, glissière en métal, quatre séparateurs en verre, finition interne noire.</p>						
	<p>Set due piedi in legno massello per base con lavabo d'appoggio. Set of two feet in solid wood for base unit with countertop washbasin. Set 2 Füße in Massivholz für Waschtischunterschrank mit Aufsatz Waschbecken. Set de deux pieds en bois massif pour sous-vasque avec vasque à pose.</p>						
	<p>Set due piedi in legno massello per base con lavabo integrale. Set of two feet in solid wood for base unit with integrated washbasin. Set 2 Füße in Massivholz für Waschtischunterschrank mit integriertem Waschbecken. Set de deux pieds en bois massif pour sous-vasque avec vasque intégré.</p>						
	40434	40435	40436	40437	40439	40438	
	40443	40444	40445	40446	40448	40447	

<p>Lavabo in resina Resin washbasin Waschbecken in Mineralguss Vasque en résine</p>	<p>Bianco opaco Matt white Weiss matt Blanc mat</p>	
	<p>Lavabo in resina con vasca centrale. Resin washbasin with central sink. Waschtisch in Mineralguss mit zentralem Becken. Lavabo en résine avec vasque centrée.</p>	<p>50352</p>
	<p>Lavabo in resina con vasca centrale. Resin washbasin with central sink. Waschtisch in Mineralguss mit zentralem Becken. Lavabo en résine avec vasque centrée.</p>	<p>50264</p>
	<p>Lavabo in resina con vasca centrale. Resin washbasin with central sink. Waschtisch in Mineralguss mit zentralem Becken. Lavabo en résine avec vasque centrée.</p>	<p>50265</p>
<p>Lavabo d'appoggio Countertop washbasin Aufsatz Waschbecken Vasque à poser</p>	<p>Bianco lucido Glossy white Weiss hochglanz Blanc brillant</p>	
	<p>Lavabo in ceramica per top d'appoggio. Ceramic washbasin for top. Aufsatz Keramikbecken für Variante mit Top in MDF. Lavabo en céramique pour top d'appui.</p>	<p>50100</p>
	<p>Lavabo in ceramica per top d'appoggio. Ceramic washbasin for top. Aufsatz Keramikbecken für Variante mit Top in MDF. Lavabo en céramique pour top d'appui.</p>	<p>50179</p>

Lavabo d'appoggio Countertop washbasin Aufsatz Waschbecken Vasque à poser	Bianco opaco Matt white Weiss matt Blanc mat		Nero opaco Matt black Schwarz matt Noir mat			
	Lavabo in solid surface per top d'appoggio. Solid surface washbasin for top. Waschtisch in Solid Surface für Variante mit Top in MDF. Lavabo en solid surface pour top d'appui.					
	50184		50207			
Lavabo d'appoggio Countertop washbasin Aufsatz Waschbecken Vasque à poser	Bianco opaco Matt white Weiss matt Blanc mat	Verde opaco Matt green Dunkelgrün matt Vert mat	Nero opaco Matt black Schwarz matt Noir mat	Blu petrolio Petrol blue Ölblau Bleu pétrole	Grigio nuvola Gray cloud Hellgrau Gris nuage	
	Lavabo in ceramica per top d'appoggio. Ceramic washbasin for top. Aufsatz Keramikbecken für Variante mit Top in MDF. Lavabo en céramique pour top d'appui.					
	50335	50337	50336	50339	50338	
Top in legno Wooden top Top in MDF Top en bois	Bianco opaco Matt white Weiss matt Blanc mat	Cotone Cotton Baumwolle Coton	Verde opaco Matt green Dunkelgrün matt Vert mat	Nero opaco Matt black Schwarz matt Noir mat	Rovere Tabacco Tobacco Oak Tabak Eiche Chêne Tabac	Noce Walnut Walnuss Noyer
	Top in legno per lavabo d'appoggio. Wooden top for countertop washbasin. Top in MDF. Top en bois pour vasque à poser.					
	55825	55826	55827	55828	55830	55829
	Top in legno per lavabo d'appoggio. Wooden top for countertop washbasin. Top in MDF. Top en bois pour vasque à poser.					
	55831	55832	55833	55834	55836	55835
	Top in legno per lavabo d'appoggio. Wooden top for countertop washbasin. Top in MDF. Top en bois pour vasque à poser.					
	55837	55838	55839	55840	55842	55841

Complementi Accessories Bausteine/Zubehör Compléments	Bianco opaco Matt white Weiss matt Blanc mat			Nero opaco Matt black Schwarz matt Noir mat			
	Pensile in metallo. Metal wall unit. Metall Hängeschränk. Cube mural en métal.						
	40416			40386			
Complementi Accessories Bausteine/Zubehör Compléments	Bianco opaco Matt white Weiss matt Blanc mat	Cotone Cotton Baumwolle Coton	Verde opaco Matt green Dunkelgrün matt Vert mat	Nero opaco Matt black Schwarz matt Noir mat	Rovere Tabacco Tobacco Oak Tabak Eiche Chêne Tabac	Noce Walnut Walnuss Noyer	
	Colonna con un'anta , chiusura ammortizzata , due ripiani in legno, finitura interna nero. Cupboard with one door, soft-closing system, two wooden shelves, black internal finish. Hochschrank mit Tür, Soft Schliessung, 2 Ablagen in MDF, Innenverarbeitung schwarz. Colonne à une porte, fermeture freinée, deux étagères en bois, finition interne noire.						
	Set due piedi in legno massello per colonna. Set of two solid wood feet for cupboard. Set 2 Füße in Massivholz für Hochschrank. Set de deux pieds en bois massif pour colonne.						
	Colonna con un'anta, chiusura ammortizzata con quattro ripiani in vetro ed uno in legno, finitura interna nero. Cupboard with one door, soft closing with four glass shelves and one in wood, black interior finish. Hochschrank, 1-türig soft, 4x Glasfächer, 1x Holzfach, Innenverarbeitung schwarz. Colonne avec une porte, fermeture freinée avec quatre tablettes en verre et une en bois, finition interne noire.						
	55816	55817	55818	55819	55821	55820	
	40434	40435	40436	40437	40439	40438	
	55179	55823	55297	55822	55539	55824	

Legenda



Accensione touch
Touch switch
Touch EIN/AUS Funktion
Allumage tactil



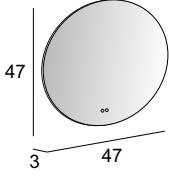

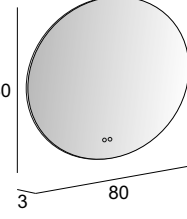

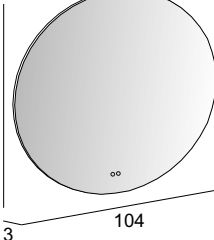

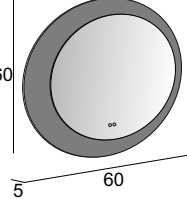

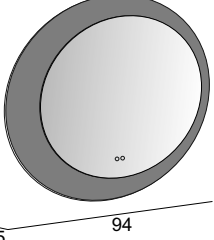

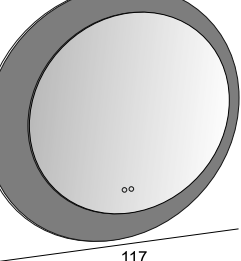
Dimmer Colore Luce
Color Light Dimmer
Dimmer mit farbiger Lichtdimmer
Variateur de couleur de lumière



Reversibile
Reversible
Drehbar
Réversible



Attaccaglie regolabili
Adjustable hangers
Regulierbare Aufhängung
Fixations réglables

Specchi Mirrors Spiegel Miroirs	Neutro Neutral Neutral Neutre	Nero opaco Matt black Schwarz matt Noir mate	Bianco opaco Matt white Weiss matt Blanc mate	Ambra Amber Bernstein Ambre	
	Specchio con schienale rigido, illuminazione a led e accensione e dimmer luce calda/fredda. Mirror with wooden back and LED lighting with touch switch and hot/cold light dimmer. Spiegel mit Holzuntergrund Konstruktion, LED Beleuchtung mit EIN/AUS Funktion, dimmbar, Lichtdimmer warmweiss/kaltweiss. Miroir avec dos rigide et éclairage led avec allumage et dimmer lumière chaude/froide tactil.				
45100					
	Specchio con schienale rigido, illuminazione a led e accensione e dimmer luce calda/fredda. Mirror with wooden back and LED lighting with touch switch and hot/cold light dimmer. Spiegel mit Holzuntergrund Konstruktion, LED Beleuchtung mit EIN/AUS Funktion, dimmbar, Lichtdimmer warmweiss/kaltweiss. Miroir avec dos rigide et éclairage led avec allumage et dimmer lumière chaude/froide tactil.				
45101					
	Specchio con schienale rigido, illuminazione a led e accensione e dimmer luce calda/fredda. Mirror with wooden back and LED lighting with touch switch and hot/cold light dimmer. Spiegel mit Holzuntergrund Konstruktion, LED Beleuchtung mit EIN/AUS Funktion, dimmbar, Lichtdimmer warmweiss/kaltweiss. Miroir avec dos rigide et éclairage led avec allumage et dimmer lumière chaude/froide tactil.				
45102					
	02127	02128	02129		
	02130	02131	02132		
	02133	02134	02135	